

AGENDA
AIRPORTS COMMISSION -- SAN BERNARDINO COUNTY

September 29, 2022, 10:00 A.M.

Meeting Location
Apple Valley Airport
21600 Corwin Rd
Apple Valley, CA 92307

Visitors are requested to make comments or ask questions only on those items not identified in the agenda.

There is a 3-minute time limit per visitor

<https://zoom.us>

Join Zoom Meeting

<https://us06web.zoom.us/j/83385438313?pwd=SIE3MytIRnBZVG5NbFNNkF2RkViUT09>

Meeting ID: 833 8543 8313

Passcode: 683269

Dial by your location

+1 669 900 6833 US (San Jose)

1. Call To Order – Chairman Ray M. Marquez

Larry Asmus, Valley At Large

Jim Bagley, Desert at Large

Dillon Lesovsky, First District

Christine Canepa, Second District,

William Smith, Third District

Ray M. Marquez, Fourth District, Chair

Mark Alvarez, Fifth District, Vice Chair

2. Pledge of Allegiance

3. Report on Posting of the Agenda

4. Awards, Guest Introductions and Announcements

5. Commissioner's Reports/Comments

6. **Public Comments**

Public questions/comments can be e-mailed to: Outreach@airports.sbcounty.gov

7. **Information Item:** Apple Valley Airshow
Presented by Susan Newman Harrison

8. **Information Item:** Chino Airport Traffic Circulation / Right of Way Dedications.
Presented by Director Jenkins

9. **Information Item:** Department of Airports Video.
Presented by Tammy Gann

10. **Director's Reports**

- **Tab 1 Capital Improvement Program:** Maureen A. Snelgrove, Assistant Director
- **Tab 2 Board of Supervisors Activity:** James E. Jenkins, Director
- **Tab 3 Real Estate:** Lorraine Davila, Real Property Agent III
- **Tab 4 Finance:** Erin Johnson, Staff Analyst
- **Tab 5 Monthly Staff Reports:** Assistant Director Snelgrove
- **Tab 6 CNO Operations:** Director Jenkins
- **Tab 7 Other Business**

11. **Time and Date of Next Meeting:** 10:00 a.m., October 20, 2022, at Twentynine Palms Airport, 78569 Twentynine Palms Hwy., Twentynine Palms, CA 92277.

12. **Adjournment**

IF ASSISTIVE LISTENING DEVICES OR OTHER AUXILIARY AIDS OR SERVICES ARE NEEDED IN ORDER TO PARTICIPATE IN THE PUBLIC MEETING REQUESTS SHOULD BE MADE THROUGH THE SAN BERNARDINO COUNTY DEPARTMENT OF AIRPORTS AT LEAST THREE (3) BUSINESS DAYS PRIOR TO THE MEETING. THE DEPARTMENT OF AIRPORTS TELEPHONE NUMBER IS (909) 387-8810 AND THE OFFICE IS LOCATED AT 777 EAST RIALTO AVENUE, SAN BERNARDINO, CA 92415-0831.



Interoffice Memo

DATE: September 27, 2022

PHONE: (909) 387-8810

FROM: **MAUREEN A. SNELGROVE**, Assistant Director
Department of Airports

TO: **JAMES E. JENKINS**, Director
Department of Airports

SUBJECT: **CIP UPDATE – MONTHLY REPORT**

AIRPORT	PROJECT	PHASE	STATUS
APV	Terminal Parking Lot Pavement and Drainage Improvement	DESIGN	SCE charging station locations approved. Design will be amended and finalized. SCE easements to be finalized.
APV	Taxiway Reconstruction and Drainage Improvements	DESIGN	Bid package scheduled for Board approval Tuesday, August 9, 2022. Postponed to September.
APV	Wash Rack	DESIGN	Bid package scheduled for Board approval Tuesday, July 26, 2022. Postponed to September.
APV	Café Patio	DESIGN	Plans reviewed. Pending 90% submittal.
APV	Perimeter Fence Improvements	DESIGN	Design & Environmental
CNO	A-550 Phase II	DESIGN	Pre-construction meeting October 5, 2022. Abatement to start October 7, 2022. Construction complete October 26, 2022
ADMIN	268 Hospitality Relocation	CONSTRUCTION	Construction started 8/6/22. Anticipated completion date 11/18/22.



Interoffice Memo

DATE: September 27, 2022

PHONE: 909 387-8810

FROM: **JAMES E. JENKINS**
Director of Airports

MAIL CODE: 0831

TO: **AIRPORT COMMISSIONERS**

SUBJECT: **BOARD OF SUPERVISORS ACTIVITY – AUGUST 19, 2022 – SEPTEMBER 29, 2022**

APPROVED BOARD AGENDA ITEMS			
Board Date	Agenda Item No.	Subject	Recommendation
9/13/22	#74	Approve Short-Term Real Estate Leases	Approve short-term real estate leases for the Department of Airports.
9/27/22	#72	Approval of leasing property	Approval for leasing property adjacent to Apple Valley Airport for use of overflow parking for the Airshow.

INTEROFFICE MEMO



DATE: September 29, 2022
FROM: JAMES E. JENKINS, Director
Department of Airports
TO: AIRPORT COMMISSIONERS

PHONE: 387-8810
MAIL CODE: 0831

SUBJECT: PROPERTY LEASING ACTIVITY

The following is a summary of current property leasing activity.

No.	Airport	Tenant	Location	Square Foot	Monthly Rent/ Cost Per Square Foot	Status
1	CNO-1121	Flo's Airport Care	Bldg. A-315 Rms 4, 6, 7A, 7B, 8	4,168 sq ft (retail) 400 sq ft (office)	\$1,817.00	Scheduled for 10/1/2022 commencement
2	CNO-02-1082	A-240 Partners, LLC	Portion of Parcel A-240	Approximately 12,760 sq ft (A-240 hangar)	\$6,000.00	Pending documents from LEA (exhibit and sublease).
3	CNO-2975	SBCADG	Hangar B-295	10,000 sq ft of hangar space and 1,500 sq ft of office space	\$4,805.00	Pending release of SOP.
4	CNO	Vacant	The western portion of Hangar A-230 (Dome Hangar No. 1)	10,000 sq ft of hangar space, 3,602 sq ft of office space, and 945 sq ft of shop space	TBD	Pending release of SOP.
5	APV-1603	Chalk 2, Inc	Hangar A-250	Approximately 13,200 sq ft of hangar space	TBD	TBD.
6	CNO-1142	McBride's RV Storage, LLC	Approx. 1.3 acres adjacent to 15709 Euclid Avenue	Approximately 56,628 square feet of ground area	N/A	Tentative forecast 12/13/22 BOSM

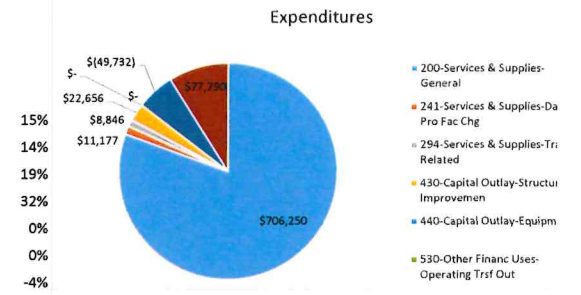
OTHERS:

Airports and RESD anticipate the following:

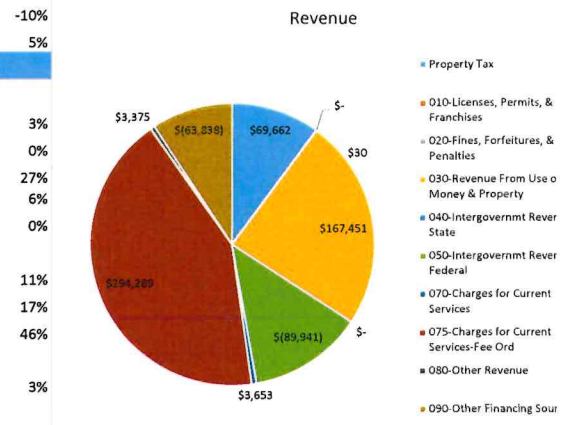
- Chino Airport – RFP for Professional Real Estate Firm to Provide Commercial Brokerage Services released on September 1, 2022.

Budget Report FY 22/23 Summary (ALL Airports)
Monday, September 12, 2022

Appropriations	Budget	20%		Percentage of the year	
		Expended/Received		% Expended/Received	
200-Services & Supplies-General	\$	4,670,484	\$	706,250	15%
241-Services & Supplies-Data Pro Fac Chg	\$	77,883	\$	11,177	14%
294-Services & Supplies-Travel Related	\$	46,900	\$	8,846	19%
430-Capital Outlay-Structures Improvemen	\$	70,000	\$	22,656	32%
440-Capital Outlay-Equipment	\$	675,000	\$	-	0%
530-Other Financ Uses-Operating Trsf Out	\$	8,896,107	\$	-	0%
540-Intra Entity Reimbursement Out	\$	1,159,906	\$	(49,732)	-4%
541-Intra Entity Reimbursement In	\$	(798,285)	\$	77,790	-10%
TOTAL EXPENDITURES	\$	14,797,995	\$	776,987	5%



Revenues	Budget	20%		Percentage of the year	
		Expended/Received		% Expended/Received	
Property Tax	\$	2,020,449	\$	69,662	3%
010-Licenses, Permits, & Franchises	\$	200	\$	-	0%
020-Fines, Forfeitures, & Penalties	\$	110	\$	30	27%
030-Revenue From Use of Money & Property	\$	2,854,332	\$	167,451	6%
040-Intergovernmt Revenue-State	\$	15,000	\$	-	0%
050-Intergovernmt Revenue-Federal	\$	1,759,599	\$	(89,941) *	
070-Charges for Current Services	\$	33,700	\$	3,653	11%
075-Charges for Current Services-Fee Ord	\$	1,771,910	\$	294,289	17%
080-Other Revenue	\$	7,300	\$	3,375	46%
090-Other Financing Sources	\$	3,147,627	\$	(63,838) *	
REVENUES	\$	11,610,227	\$	384,681	3%



* Accrual processes have not yet been completed at the County level. Accrual xfers are pending

Budget Report FY 22/23 - Apple Valley Airport

Monday, September 12, 2022
20% Percentage of the year

Appropriations	Budget	Expended/Received	% Expended/Received	Notes
* 200-Services & Supplies-General	\$ 1,685,803	\$ 119,172	7%	
* 241-Services & Supplies-Data Pro Fac Chg	\$ 30,200	\$ -	0%	
* 294-Services & Supplies-Travel Related	\$ 23,250	\$ 57	0%	
* 440-Capital Outlay-Equipment	\$ 650,000	\$ -	0%	
* 530-Other Financ Uses-Operating Trsf Out	\$ 8,896,107	\$ -	0%	
* 540-Intra Entity Reimbursement Out	\$ 798,285	\$ (76,749)	-10%	Accrued 21/22
* 541-Intra Entity Reimbursement In	\$ -	\$ -	0%	
** EXPENDITURES	\$ 12,083,645	\$ 42,480.35	0%	
Revenues	Budget	Expended/Received	% Expended/Received	
40008015 PROP TAXES-CURR SEC 1% TAX LVY	\$ 1,350,280	\$ 40,242	3%	
40008025 PROP TX CUR UNSEC 1% GEN TAX	\$ 59,500	\$ (70)	0%	
40008035 PROP TX CUR UNITARY 1% LEVY	\$ 40,519	\$ -	0%	
40008115 PROP TX PRI SEC 1% GEN TAX LVY	\$ 50	\$ 284	0%	
40008125 PROP TX PRI UNSEC 1% GEN TAX	\$ 2,500	\$ 81	3%	
40008145 INT & PEN DELINQUENT TAXES	\$ 1,385	\$ 330	24%	
40008161 NEGOTIATED PASS-THRU	\$ 327,185	\$ -	0%	
40008166 RESIDUAL BALANCE	\$ 175,000	\$ -	0%	
40008172 STATUTORY PASS THRU	\$ 34,336	\$ -	0%	
40008176 5% SUPPLEMENTAL ADMIN CHARGES	\$ -	\$ -	0%	
40008230 SUPP ROLL CURRENT	\$ 15,300	\$ -	0%	
40008235 SUPP ROLL PRIOR	\$ 14,394	\$ 28,796	200%	
* 000-Taxes	\$ 2,020,449	\$ 69,662	3%	
40108365 WATER	\$ 200	\$ -	0%	
* 010-Licenses, Permits, & Franchises	\$ 200	\$ -	0%	
40208480 PENALTIES	\$ 10	\$ -	0%	
* 020-Fines, Forfeitures, & Penalties	\$ 10	\$ -	0%	
40308500 INTEREST	\$ 100,000	\$ -	0%	
40308525 RENTS & CONCESSIONS	\$ 120,000	\$ 5,702	5%	
* 030-Revenue From Use of Money & Property	\$ 220,000	\$ 5,702	3%	
40408800 GENERAL TAX LEVY HOMEOWNER EXM	\$ 15,000	\$ -	0%	
* 040-Intergovernmt Revenue-State	\$ 15,000	\$ -	0%	
40509094 FEDERAL - GRANTS	\$ 378,688	\$ -	0%	
* 050-Intergovernmt Revenue-Federal	\$ 378,688	\$ -	0%	
40709247 PTAF ADMIN CHARGES	\$ -	\$ -	0%	
40709800 OTHER SERVICES	\$ 5,000	\$ -	0%	
* 070-Charges for Current Services	\$ 5,000	\$ -	0%	
40758350 FEE ORD-OTHER PERMITS	\$ 500	\$ -	0%	
40758365 FEE ORD-WATER	\$ 2,000	\$ -	0%	
40758480 FEE ORD-PENALTIES	\$ 100	\$ -	0%	
40758525 FEE ORD-RENTS & CONCESSIONS	\$ 300,000	\$ 53,340	18%	
40759745 FEE ORD-FUEL FLOWAGE	\$ 10,000	\$ -	0%	
40759750 FEE ORD-LANDING FEES	\$ 200	\$ 40	20%	
40759930 FEE ORD-OTHER SALES	\$ 500	\$ -	0%	
40759970 FEE ORD-OTHER	\$ 300	\$ -	0%	
40759990 FEE ORD-TRUST TRANSACTIONS	\$ 500	\$ (310.00)	0%	
* 075-Charges for Current Services-Fee Ord	\$ 314,100	\$ 53,069.73	17%	
40808147 PRP TX SA LIQUIDATION OF ASSET	\$ -	\$ -	0%	
40809949 INSURANCE RECOVERIES	\$ -	\$ -	0%	
40809970 OTHER	\$ 400	\$ 975.80	244%	
40809973 OTHER - STALE DATED ITEMS	\$ -	\$ -	0%	
40809978 CONSOLIDATED BANKING CLEARING	\$ 200	\$ -	0%	
* 080-Other Revenue	\$ 600	\$ 976	163%	
** REVENUES	\$ 2,954,047	\$ 129,409.86	4%	
*** NET	\$ 9,129,598	\$ (86,930)	-1%	

Budget Report FY 22/23 -ADMINISTRATION

Monday, September 12, 2022

20%

Percentage of the year

Appropriations	Budgets	Expended/Received	% Expended Received	Notes
* 200-Services & Supplies-General	\$ 1,357,704	\$ 405,157	30%	
* 241-Services & Supplies-Data Pro Fac Chg	\$ 47,683	\$ 1,177	2%	
52942940 PRIVATE MILEAGE NON-TAXABLE	\$ 500	\$ -	0%	
52942941 CONF/TRNG/SEMINAR FEES	\$ 1,500	\$ 1,910	127%	
52942942 HOTEL - NON-TAXABLE	\$ 1,500	\$ 3,742	249%	
52942943 MEALS - NON-TAXABLE	\$ 350	\$ 66	19%	
52942944 CAR RENTAL - NON-TAXABLE	\$ 500	\$ -	0%	
52942945 AIR TRAVEL	\$ 500	\$ 979	196%	
52942946 OTHER TRAVEL - NON-TAXABLE	\$ 250	\$ 641	256%	
52942948 MOTOR POOL DAILY RENTAL(ISF)	\$ 750	\$ 378	50%	
* 294-Services & Supplies-Travel Related	\$ 5,850	\$ 7,829	134%	
55405010 SALARIES & BENE TRANFERS OUT	\$ 145,922	\$ -	0%	
55405012 SERVS & SUPPLY TRANFERS OUT	\$ 140,699	\$ 4,720	3%	
* 540-Intra Entity Reimbursement Out	\$ 286,621	\$ 4,720	2%	
55415011 SALARIES & BENE TRANSFERS IN	\$ (734,770)	\$ 77,789.60	-11%	
55415013 SRVCS & SUPPLIES TRANSFERS IN	\$ (63,515)	\$ -	0%	
* 541-Intra Entity Reimbursement In	\$ (798,285)	\$ 77,789.60	-10%	
** EXPENDITURES	\$ 899,573	\$ 627,062.48	70%	
Revenue				
40759930 FEE ORD-OTHER SALES		\$ -	0%	
* 075-Charges for Current Services-Fee Ord		\$ -	0%	
40809955 NSF CHECKS	\$ -		#DIV/0!	
40809978 CONSOLIDATED BANKING CLEARING	\$ -		#DIV/0!	
* 080-Other Revenue	\$ -		#DIV/0!	
40909975 OP TRANSFERS IN	\$ -	\$ -	#DIV/0!	
40909980 SALE OF FIXED ASSETS		\$ -	0%	
* 090-Other Financing Sources	\$ -	\$ -	#DIV/0!	
** REVENUES	\$ -	\$ -	#DIV/0!	
*** NET	\$ 2,017,292.00	\$ 627,062.48	31%	

Budget Report FY 22/23 - BAKER

Monday, September 12, 2022

20% Percentage of the year

Appropriations	Budget	Expended/Received	% Expended/Received	Notes
52002130 NONINVENTORIABLE EQUIPMENT	\$ 500	\$ -	0%	
52002135 SPECIAL DEPT EXPENSE	\$ 250	\$ -	0%	
52002176 STREET MAINTENANCE	\$ 2,500	\$ -	0%	
52002177 ROAD DESIGN & IMPROVEMENT PROJ	\$ 6,000	\$ -	0%	
52002180 UTILITIES	\$ 500	\$ 94	19%	
52002660 PENALTIES	\$ 5	\$ -	0%	
52002855 GENERAL MAINTENANCE-EQUIPMENT	\$ 1,000	\$ -	0%	
52002870 GEN MAINT-STRUCT,IMP & GROUNDS	\$ 8,000	\$ -	0%	
52002875 SEPTAGE DUMP MAINTENANCE	\$ 100	\$ -	0%	
52002895 RENTS & LEASES - EQUIPMENT	\$ 2,000	\$ -	0%	
* 200-Services & Supplies-General	\$ 20,855	\$ 94	94	0%
** EXPENDITURES	\$ 20,855	\$ 94	94	0%
<hr/>				
Revenue	Budget	Expended/Received	% Expended/Received	
40308525 RENTS & CONCESSIONS	\$ -	\$ -	0%	
* 030-Revenue From Use of Money & Property	\$ -	\$ -	-	0% 050-Intergovernment -Revenue DOT Funding held in RSV
40758525 FEE ORD-RENTS & CONCESSIONS	\$ -	\$ -	0%	
40759745 FEE ORD-FUEL FLOWAGE	\$ -	\$ -	0%	
40759750 FEE ORD-LANDING FEES	\$ 20.00	\$ -	0%	
40759970 FEE ORD-OTHER	\$ -	\$ -	0%	
* 075-Charges for Current Services-Fee Ord	\$ 20.00	\$ -	-	0%
** REVENUES	\$ 20.00	\$ -	-	0%
*** NET	\$ 20,835.00	\$ 93.89	93.89	0%

Budget Report FY 22/23- CHINO

Monday, September 12, 2022

Appropriations	Budget	20%		Notes
		Expended/Received	Percentage of the year % Expended Received	
* 100-Salaries & Benefits	\$	747,906	\$ 109,115	15%
* 200-Services & Supplies-General	\$	1,241,762	\$ 144,025	12%
52942940 PRIVATE MILEAGE NON-TAXABLE	\$	300	\$ -	0%
52942941 CONF/TRNG/SEMINAR FEES	\$	3,000	\$ -	0%
52942942 HOTEL - NON-TAXABLE	\$	1,500	\$ -	0%
52942943 MEALS - NON-TAXABLE	\$	500	\$ -	0%
52942944 CAR RENTAL - NON-TAXABLE	\$	1,000	\$ -	0%
52942946 OTHER TRAVEL - NON-TAXABLE	\$	100	\$ -	0%
52942948 MOTOR POOL DAILY RENTAL(ISF)	\$	3,500	\$ 471	13%
* 294-Services & Supplies-Travel Related	\$	11,400	\$ 960	8%
* 430-Capital Outlay-Structures Improvemen	\$	70,000	\$ 18,007	26%
54404040 EQUIPMENT	\$	20,000	\$ -	0%
* 440-Capital Outlay-Equipment	\$	20,000	\$ -	0%
55405012 SERV & SUPPLY TRANFERS OUT	\$	75,000	\$ 17,311	23%
* 540-Intra Entity Reimbursement Out	\$	75,000	\$ 17,311	23%
** EXPENDITURES	\$	2,166,068	\$ 289,417	13%

Revenue	Budget	Expended/Received	% Expended Received	
40108365 WATER	\$	-	\$ -	0%
40108370 ELECTRICITY	\$	-	\$ -	0%
* 010-Licenses, Permits, & Franchises	\$	-	\$ -	0%
40208480 PENALTIES	\$	100	\$ 30	0%
* 020-Fines, Forfeitures, & Penalties	\$	100	\$ 30	0%
40308525 RENTS & CONCESSIONS	\$	2,593,732	\$ 161,568	6%
* 030-Revenue From Use of Money & Property	\$	2,593,732	\$ 161,568	6%
40509094 FEDERAL - GRANTS	\$	613,407	\$ (68,021)	-11%
* 050-Intergovernmt Revenue-Federal	\$	613,407	\$ (68,021)	-11%
40709680 PERMIT & INSPECTION FEES	\$	-	\$ -	0%
40709745 FUEL FLOWAGE	\$	3,000	\$ -	0%
40709750 LANDING FEES	\$	-	\$ -	0%
40709800 OTHER SERVICES	\$	25,000	\$ 3,653	15%
* 070-Charges for Current Services	\$	28,000	\$ 3,653	13%
40758315 FEE ORD-BUSINESS LICENSES	\$	2,000	\$ 5,250	263%
40758350 FEE ORD-OTHER PERMITS	\$	5,000	\$ -	0%
40758365 FEE ORD-WATER	\$	10,000	\$ 168	2%
40758480 FEE ORD-PENALTIES	\$	1,000	\$ 140	14%
40758525 FEE ORD-RENTS & CONCESSIONS	\$	1,300,000	\$ 207,229	16%
40758530 FEE ORD-RNT/CON VND	\$	50	\$ -	0%
40759680 FEE ORD-PERMIT & INSPECTION FEES	\$	3,000	\$ -	0%
40759745 FEE ORD-FUEL FLOWAGE	\$	80,000	\$ 13,740	17%
40759750 FEE ORD-LANDING FEES	\$	5,000	\$ 3,363	67%
40759930 FEE ORD-OTHER SALES	\$	1,000	\$ -	0%
40759970 FEE ORD-OTHER	\$	1,000	\$ 75	8%
40759990 FEE ORD-TRUST TRANSACTIONS	\$	-	\$ -	0%
* 075-Charges for Current Services-Fee Ord	\$	1,408,050	\$ 229,965	16%
40809970 OTHER	\$	1,000	\$ 1,100	110%
40809990 TRUST TRANSACTIONS	\$	-	\$ -	0%
* 080-Other Revenue	\$	5,000	\$ 1,100	22%
40909975 OP TRANSFERS IN	\$	-	\$ -	0%
* 090-Other Financing Sources	\$	-	\$ -	0%
** REVENUES	\$	4,648,289	\$ 328,295	7%
*** NET	\$	(2,482,221)	\$ (38,878)	2%

Budget Report FY 22/23 - DAG

Monday, September 12, 2022

Appropriations	Budget	20%		Percentage of the year % Expended/Received	Notes
		Expended/Received			
* 200-Services & Supplies-General	\$ 146,643	\$ 39,618		27%	
52942940 PRIVATE MILEAGE NON-TAXABLE	\$ 300	\$ -		0%	
52942941 CONF/TRNG/SEMINAR FEES	\$ 600	\$ -		0%	
52942943 MEALS - NON-TAXABLE	\$ 250	\$ -		0%	
52942948 MOTOR POOL DAILY RENTAL(ISF)	\$ 1,000	\$ -		0%	
* 294-Services & Supplies-Travel Related	\$ 2,150	\$ -		0%	
54404040 EQUIPMENT	\$ -	\$ -		0%	
* 440-Capital Outlay-Equipment	\$ -	\$ -		0%	
** EXPENDITURES	\$ 148,793	\$ 50,747		34%	Includes 55405012
Revenue					
	Budget	Expended/Received		% Expended Received	Notes
40308525 RENTS & CONCESSIONS	\$ 15,000	\$ -		0%	
* 030-Revenue From Use of Money & Property	\$ 15,000	\$ 181		0%	
40509094 FEDERAL - GRANTS	\$ 295,504	\$ -		0%	
* 050-Intergovernmt Revenue-Federal	\$ 295,504	\$ -		0%	050-Intergovernment -Revenue DOT Funding held in RSV
40709745 FUEL FLOWAGE	\$ 200	\$ -		0%	
* 070-Charges for Current Services	\$ 200	\$ -		0%	
40758350 FEE ORD-OTHER PERMITS	\$ 250	\$ -		0%	
40758365 FEE ORD-WATER	\$ -	\$ 2,421		0%	
40759745 FEE ORD-FUEL FLOWAGE	\$ 10,000	\$ 992		10%	
40759970 FEE ORD-OTHER	\$ 5,000	\$ -		0%	
* 075-Charges for Current Services-Fee Ord	\$ 15,250	\$ 3,414		22%	
40909975 OP TRANSFERS IN	\$ -	\$ -		0%	
* 090-Other Financing Sources	\$ -	\$ -		0%	
** REVENUES	\$ 325,954	\$ 5,015		2%	includes 080
*** NET	\$ 119,477	\$ 109,718		92%	

Budget Report FY 22/23 - EED

Monday, September 12, 2022

Appropriations	Budget	20%		Percentage of the year	Notes
		Expended/Received	% Expended/Received		
52002120 SMALL TOOLS & INSTRUMENTS	\$ 800	\$ -		0%	
52002135 SPECIAL DEPT EXPENSE	\$ 6,000	\$ 204		3%	
52002176 STREET MAINTENANCE	\$ 10,000	\$ -		0%	
52002177 ROAD DESIGN & IMPROVEMENT PROJ	\$ 5,000	\$ -		0%	
52002180 UTILITIES	\$ 250	\$ -		0%	
52002305 GENERAL OFFICE EXPENSE	\$ 100	\$ -		0%	
52002323 COURIER & PRINTING (ISF ONLY)	\$ 200	\$ -		0%	
52002400 PROF & SPECIALIZED SERVICES	\$ 5,000	\$ -		0%	
52002419 REAL ESTATE SERVICES -SVC CHGS	\$ 1,500	\$ -		0%	
52002441 EXTERMINATOR	\$ 250	\$ -		0%	
52002445 OTHER PROFESSIONAL & SPEC SVCS	\$ 7,500	\$ 2,471		33%	
52002835 GENERAL HOUSEHOLD EXPENSES	\$ 350	\$ -		0%	
52002855 GENERAL MAINTENANCE-EQUIPMENT	\$ 500	\$ -		0%	
52002860 AUTOMOTIVE REPAIRS & MAINT	\$ 10	\$ -		0%	
52002870 GEN MAINT-STRUCT,IMP & GROUNDS	\$ 10,000	\$ 542		5%	
52002895 RENTS & LEASES - EQUIPMENT	\$ 4,000	\$ -		0%	
52002953 FUEL	\$ 1,000	\$ -		0%	
* 200-Services & Supplies-General	\$ 53,100	\$ 3,217		6%	
52942940 PRIVATE MILEAGE NON-TAXABLE	\$ 1,000	\$ -		0%	
52942942 HOTEL - NON-TAXABLE	\$ 1,500	\$ -		0%	
52942943 MEALS - NON-TAXABLE	\$ 750	\$ -		0%	
* 294-Services & Supplies-Travel Related	\$ 3,250	\$ -		0%	
** EXPENDITURES	\$ 56,350	\$ 7,867		14%	includes 54304030 Stuct & Improv to Struc

Appropriations	Budget	Expended/Received	% Expended/Received	Notes
40308525 RENTS & CONCESSIONS	\$ 5,000	\$ -		0%
* 030-Revenue From Use of Money & Property	\$ 5,000	\$ -		0%
40509094 FEDERAL - GRANTS	\$ 170,000	\$ (20,000)		-12%
				050-Intergovernment -Revenue DOT
* 050-Intergovernmt Revenue-Federal	\$ 170,000	\$ (20,000)		-12% Funding held in RSV
40758365 FEE ORD-WATER	\$ 550	\$ -		0%
40758525 FEE ORD-RENTS & CONCESSIONS	\$ 1,000	\$ 855		86%
40759745 FEE ORD-FUEL FLOWAGE	\$ 1,000	\$ -		0%
40759970 FEE ORD-OTHER	\$ 20	\$ -		0%
* 075-Charges for Current Services-Fee Ord	\$ 2,570	\$ 855		33%
40909975 OP TRANSFERS IN	\$ -	\$ -		#DIV/0!
* 090-Other Financing Sources	\$ -	\$ -		#DIV/0!
** REVENUES	\$ 177,570	\$ (19,145)		-11%
*** NET	\$ (121,220)	\$ 27,012		-22%

Budget Report FY 22/23 - TNP

Monday, September 12, 2022

Appropriation	Budget	20%		Notes
		Expended/Received	Percentage of the year % Expended/Received	
* 200-Services & Supplies-General	\$ 144,417	\$ 33,846	23%	
52942940 PRIVATE MILEAGE NON-TAXABLE	\$ 300	\$ -	0%	
52942942 HOTEL - NON-TAXABLE	\$ 500	\$ -	0%	
52942943 MEALS - NON-TAXABLE	\$ 200	\$ -	0%	
* 294-Services & Supplies-Travel Related	\$ 1,000	\$ -	0%	
54404040 EQUIPMENT	\$ 5,000	\$ -	0%	
* 440-Capital Outlay-Equipment	\$ 5,000		0%	
** EXPENDITURES	\$ 150,417	\$ 33,846	23%	

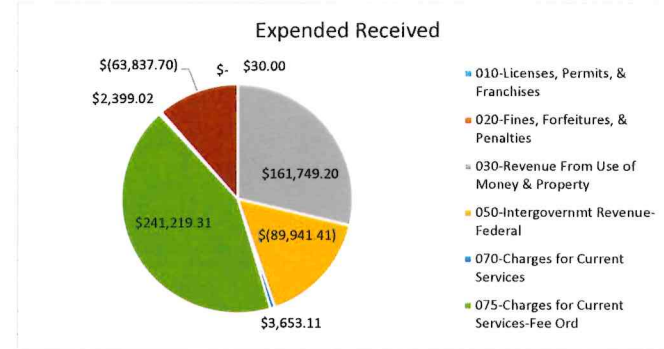
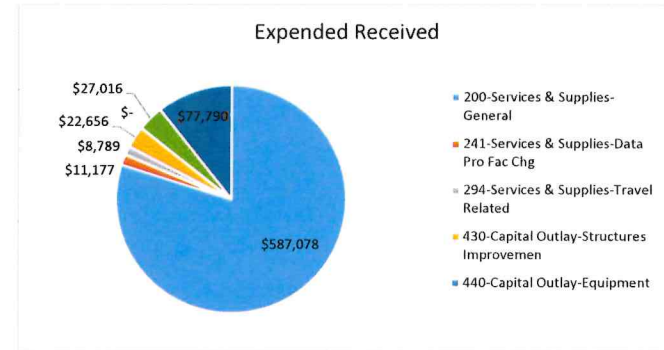
Appropriation	Budget	Expended/Received	% Expended/Received	Notes
40208480 PENALTIES	\$ -	\$ -	0%	
* 020-Fines, Forfeitures, & Penalties	\$ -	\$ -	0%	
40308525 RENTS & CONCESSIONS	\$ 600	\$ -	0%	
* 030-Revenue From Use of Money & Property	\$ 600	\$ -	0%	
40509094 FEDERAL - GRANTS	\$ 302,000	\$ -	0%	050-Intergovernment -Revenue DOT Funding held in
* 050-Intergovernmt Revenue-Federal	\$ 302,000	\$ -	0%	RSV
40709745 FUEL FLOWAGE	\$ 500	\$ -	0%	
40709800 OTHER SERVICES	\$ -	\$ -	0%	
* 070-Charges for Current Services	\$ 500	\$ -	0%	
40758365 FEE ORD-WATER	\$ 100	\$ -	0%	
40758480 FEE ORD-PENALTIES	\$ 20	\$ -	0%	
40758525 FEE ORD-RENTS & CONCESSIONS	\$ 8,500	\$ 3,480	41%	
40759745 FEE ORD-FUEL FLOWAGE	\$ 20,000	\$ 3,441	17%	
40759750 FEE ORD-LANDING FEES	\$ 200	\$ 5	3%	
40759930 FEE ORD-OTHER SALES	\$ 3,000	\$ 60	2%	
40759970 FEE ORD-OTHER	\$ 50	\$ -	0%	
40759990 FEE ORD-TRUST TRANSACTIONS	\$ 50	\$ -	0%	
* 075-Charges for Current Services-Fee Ord	\$ 31,920	\$ 6,986	22%	
40809930 OTHER SALES	\$ 200	\$ 6	0%	
40809970 OTHER	\$ 1,500	\$ -	0%	
40809990 TRUST TRANSACTIONS	\$ -	\$ -	0%	
* 080-Other Revenue	\$ 1,700	\$ 6	0%	
** REVENUES	\$ 336,720	\$ 6,992	2%	
*** NET	\$ (186,303)	\$ 26,854	-14%	

Budget Report FY 22/23 - SUMMARY 631 (ADM, BKR, CNO, DAG, EED, TNP)

Monday, September 12, 2022

Appropriations	Budget	Expended Received	20%	Percentage of the year
				% Expended/Received
200-Services & Supplies-General	\$ 2,984,681.00	\$ 587,078		20%
241-Services & Supplies-Data Pro Fac Chg	\$ 47,683.00	\$ 11,177		23%
294-Services & Supplies-Travel Related	\$ 23,650.00	\$ 8,789		37%
430-Capital Outlay-Structures Improvemen	\$ 70,000.00	\$ 22,656		32%
440-Capital Outlay-Equipment	\$ 25,000.00	\$ -		0%
540-Intra Entity Reimbursement Out	\$ 361,621.00	\$ 27,016		7%
541-Intra Entity Reimbursement In	\$ (798,285.00)	\$ 77,790		-10%
EXPENDITURES	\$ 2,714,350.00	\$ 734,507		27%

Revenue	Budget	Expended Received	% Expended/Received
010-Licenses, Permits, & Franchises	\$ -	\$ -	290%
020-Fines, Forfeitures, & Penalties	\$ 100.00	\$ 30.00	1340%
030-Revenue From Use of Money & Property	\$ 2,634,332.00	\$ 161,749.20	6%
050-Intergovernmt Revenue-Federal	\$ 1,380,911.00	\$ (89,941.41)	-7%
070-Charges for Current Services	\$ 28,700.00	\$ 3,653.11	13%
075-Charges for Current Services-Fee Ord	\$ 1,457,810.00	\$ 241,219.31	17%
080-Other Revenue	\$ 6,700.00	\$ 2,399.02	155%
090-Other Financing Sources	\$ 3,147,627.00	\$ (63,837.70)	-2%
REVENUES	\$ 8,696,180.00	\$ 255,271.53	3%





Interoffice Memo

DATE: September 27, 2022

PHONE: 387-8810

A handwritten signature in blue ink that reads "Maureen A. Snelgrove".

FROM: MAUREEN A. SNELGROVE, Assistant Director
Department of Airports

TO: JAMES E. JENKINS, Director
Department of Airports

SUBJECT: MONTHLY REPORT

ADMIN

- 8/23 – 25/22 Attended the AAAE General Aviation Conference.
- 9/13 – 16/22 Attended the ACA Conference.

CHINO

- 9/11/22 – Building A-435 Dome 4 Burned. Chino Valley Fire Inspector has not yet determined a specific cause. Insurance investigation is ongoing.
- 9/23/22 – Caltrans 5010 Inspection.

DESERT AIRPORTS

- TNP – Ongoing maintenance.
- DAG – Ongoing maintenance.
- EED – County Pilot Lounge and staff break room building has been resided.

APPLE VALLEY

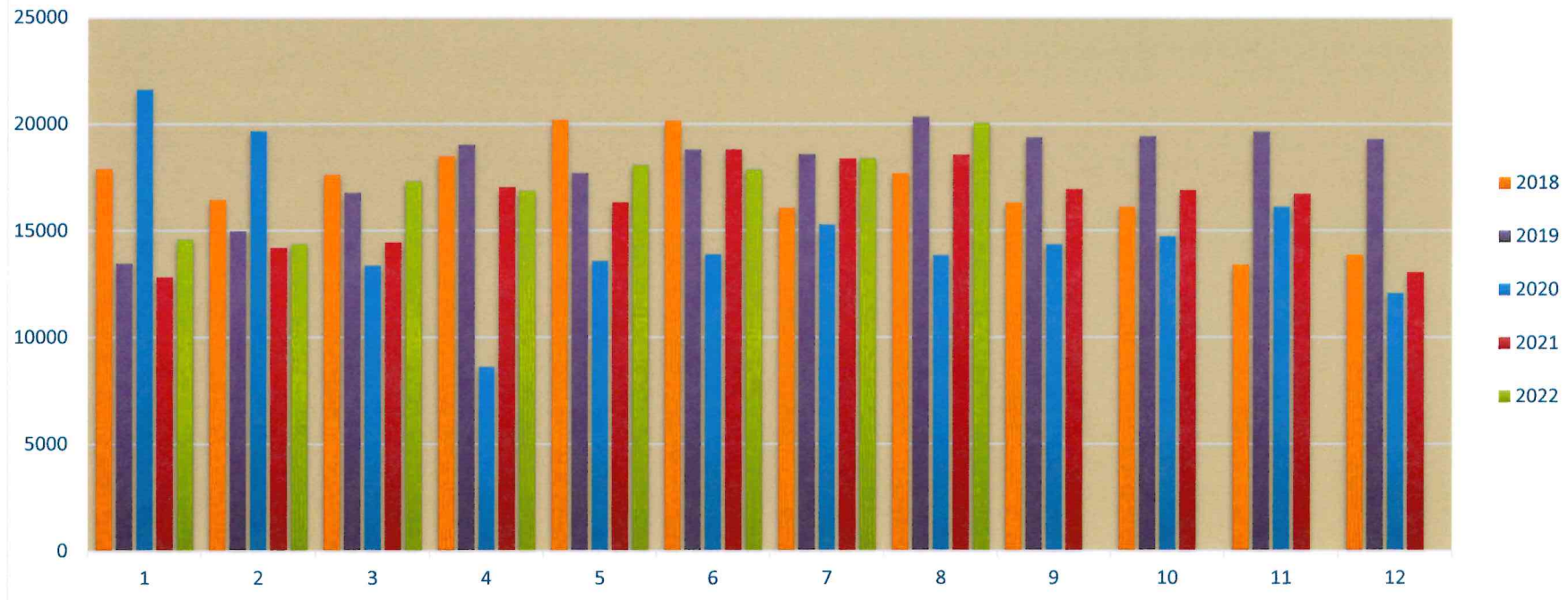
- Ongoing coordination for the 2022 Airshow.

CHINO AIRPORT OPERATIONS

Month	2018	2019	2020	2021	2022
January	17892	13452	21607	12811	14589
February	16439	14957	19644	14178	14373
March	17611	16760	13354	14437	17304
April	18493	19014	8606	17029	16869
May	20200	17680	13571	16325	18078
June	20163	18774	13881	18796	17855
July	16071	18565	15261	18367	18381
August	17683	20322	13840	18555	20043
September	16313	19351	14344	16939	0
October	16123	19405	14716	16891	0
November	13413	19629	16104	16724	0
December	13880	19272	12063	13049	0
Total	204,281	217,181	176,991	194,101	137,492
Audited by TAF	215,768	202,291	192,414	190,604	

Current Year Monthly Breakdown

Itinerant	Local	AC	AT	GA	MI	Civil	Mil	IFR
4325	10264	0	7	4,254	64	10,136	128	937
5017	9356	3	44	4,833	137	9,265	91	859
5757	11547	10	43	5,507	197	11,409	138	1051
5334	11535	16	35	5,138	145	11,446	89	1,050
6212	11866	9	36	5,997	170	11,818	48	1,170
5842	12013	23	51	5,599	169	11,918	95	1,106
5908	12473	2	39	5,750	117	12,432	41	949
6316	13727	0	52	6,126	138	13,606	121	1,103
44,711	92,781	63	307	43204	1137	92030	751	8225



TAF (Terminal Area Forecast)