

AGENDA
AIRPORTS COMMISSION -- SAN BERNARDINO COUNTY

February 16, 2023, 10:00 A.M.

Meeting Location
Barstow-Daggett Airport
39500 National Trails Hwy
Daggett, Ca 92327

Visitors are requested to make comments or ask questions only on those items not identified in the agenda.

There is a 3-minute time limit per visitor

1. Call To Order – Chairman Mark Alvarez

Larry Asmus, Valley At Large	_____
Jim Bagley, Desert at Large	_____
Dillon Lesovsky, First District, Vice Chair	_____
Christine Canepa, Second District	_____
William Smith, Third District	_____
Ray M. Marquez, Fourth District	_____
Mark Alvarez, Fifth District, Chair	_____

2. Pledge of Allegiance

3. Report on Posting of the Agenda

4. Awards, Guest Introductions and Announcements

5. Commissioner’s Reports/Comments

6. Public Comments

Public questions/comments can be e-mailed to: Outreach@airports.sbcounty.gov

7. Information Item: Chino Airport Traffic Circulation / Right of Way Dedications.
Presented by Director Jenkins

8. Information Item: Department of Airports Video.
Presented by Tammy Gann

9. Director's Reports

- **Tab 1 Capital Improvement Program:** Maureen A. Snelgrove, Assistant Director
- **Tab 2 Board of Supervisors Activity:** James E. Jenkins, Director
- **Tab 3 Real Estate:** Lorraine Davila, Real Property Agent III
- **Tab 4 Finance:** Erin Johnson, Staff Analyst
- **Tab 5 Monthly Staff Reports:** Assistant Director Snelgrove
- **Tab 6 CNO Operations:** Director Jenkins
- **Tab 7 Other Business**

10. **Time and Date of Next Meeting:** 10:00 a.m., March 16, 2023 - Needles Airport – 711 Airport Rd. Needles, CA 92363.

11. Adjournment

IF ASSISTIVE LISTENING DEVICES OR OTHER AUXILIARY AIDS OR SERVICES ARE NEEDED IN ORDER TO PARTICIPATE IN THE PUBLIC MEETING REQUESTS SHOULD BE MADE THROUGH THE SAN BERNARDINO COUNTY DEPARTMENT OF AIRPORTS AT LEAST THREE (3) BUSINESS DAYS PRIOR TO THE MEETING. THE DEPARTMENT OF AIRPORTS TELEPHONE NUMBER IS (909) 387-8810 AND THE OFFICE IS LOCATED AT 268 W. HOSPITALITY LANE, SUITE 302, SAN BERNARDINO, CA 92415-0831.



Interoffice Memo

DATE: February 13, 2023

PHONE: (909) 387-8810

A handwritten signature in blue ink that reads "Maureen A. Snelgrove".

FROM: MAUREEN A. SNELGROVE, Assistant Director
Department of Airports

TO: JAMES E. JENKINS, Director
Department of Airports

SUBJECT: CIP UPDATE – MONTHLY REPORT

AIRPORT	PROJECT	PHASE	STATUS
APV	Terminal Parking Lot Pavement and Drainage Improvement	DESIGN	Final edits to reflect not having charging stations but installing conduit.
APV	Taxiway Reconstruction and Drainage Improvements	Pre-Construction	Bid package scheduled for Board approval January 25, 2023
APV	Wash Rack	Pre-Construction	Bid package scheduled for Board approval January 25, 2023.
APV	Café Patio	DESIGN	Plans and specifications are under review by County Land Use Planning.
APV	Perimeter Fence Improvements	DESIGN	Design & Environmental



Interoffice Memo

DATE: February 14, 2023

PHONE: 909 387-8810

FROM: JAMES E. JENKINS
Director of Airports

MAIL CODE: 0831

TO: AIRPORT COMMISSIONERS

SUBJECT: BOARD OF SUPERVISORS ACTIVITY – JANUARY 19, 2023– FEBRUARY 16, 2023

APPROVED BOARD AGENDA ITEMS			
Board Date	Agenda Item No.	Subject	Recommendation
2/7/23	#3	Posting of Vacancy for Airports Commission	Posting of vacancy for Second District Airports Commissioner Canepa for the remaining 4-year term, expiring 1/31/2025.
2/7/23	#51	Approve Short-Term Real Estate Leases	Approve short-term real estate leases for the Department of Airports.

INTEROFFICE MEMO



DATE: February 16, 2023

PHONE: 387-8810

FROM: JAMES E. JENKINS, Director
Department of Airports

MAIL CODE: 0831

TO: AIRPORT COMMISSIONERS

SUBJECT: PROPERTY LEASING ACTIVITY

The following is a summary of current property leasing activity.

No.	Airport	Tenant	Location	Square Foot	Monthly Rent/ Cost Per Square Foot	Status
1	CNO	SBCADG	Hangar B-295	Approximately 10,000 sq. ft. of hangar space and 1,500 sq. ft. of office space.	Pending AD release, scheduled for the end of February 2023.	Pending SOP release, scheduled for the end of February 2023.
2	CNO	N/A	Hangar A-490	Approximately 8,340 sq. ft. of hangar space and 927 sq. ft. of office space.	Pending AD release, scheduled for the end of February 2023.	Pending SOP release, scheduled for the end of February 2023.
3	CNO	California Aerofab, LLC	Hangar B-297	Approximately 4,050 sq. ft. of hangar space and approximately 12,812 sq. ft. of ramp space.	Pending AD release, scheduled for the end of February 2023.	Pending SOP release, scheduled for the end of February 2023.
4	CNO	Kanetic LTD. LLC	Building A-330	Approximately 7,140 sq. ft. of warehouse space, comprising the entire interior space in Building A-330.	Pending AD release, scheduled for the end of February 2023.	Pending SOP release, scheduled for the end of February 2023.
5	APV	Little Aviator Café	Building A-190, Rooms 7, 8, 11, as well as non-exclusive use of the Patio area, also commonly known as Building A-A190	Building A-190 Approximately 1,168 sq. ft. in room 11, 140 sq. ft. in room 7, 67 sq. ft. in room 8, and 476 sq. ft. of patio area.	Pending AD release, scheduled for the end of February 2023.	Pending SOP release, scheduled for the end of February 2023.
6	APV	MAG Aviation Fuel	Building A-400	Building A-400, of (a) two above ground fuel storage tanks (a	Pending AD release, scheduled for the end of	Pending SOP release, scheduled for the end of February 2023.

No.	Airport	Tenant	Location	Square Foot	Monthly Rent/ Cost Per Square Foot	Status
				tank for Jet A fuel with a capacity of approximately 15,000 gallons and a tank for 100LL fuel with a capacity of approximately 12,000 gallons) with an attached pump and filter hose; and (b) a concrete masonry fuel house with approximately 200 sq. ft. of office area, comprising the entire interior space of the concrete masonry fuel house, also commonly known as Building A-400.	February 2023.	

OTHERS:

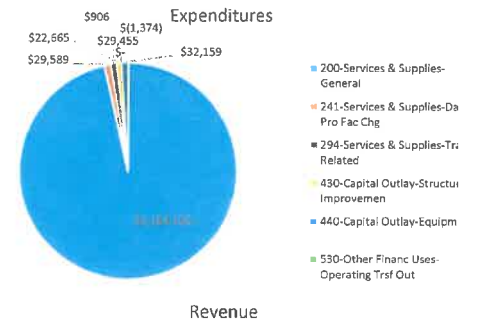
Airports and RESD anticipate the following:

- Chino Airport – RFP for Professional Real Estate Firm to Provide Commercial Brokerage Services has concluded. Jones Lang LaSalle (JLL) is being advanced to contract negotiations.
- Chino Airport – SOP for Building A-315 concluded in April 2022. Flo’s Family Restaurant, Inc lease was renewed on February 1, 2023, for an additional five years.

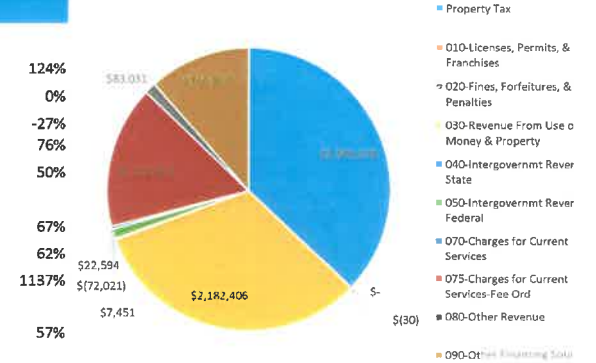
Budget Report FY 22/23 Summary (ALL Airports)

Tuesday, February 14, 2023

Appropriations	Budget	Expended/Received	62%	Percentage of the year	% Expended/Received
200-Services & Supplies-General	\$	5,337,875	\$	3,164,155	59%
241-Services & Supplies-Data Pro Fac Chg	\$	77,883	\$	29,589	38%
294-Services & Supplies-Travel Related	\$	46,900	\$	29,455	63%
430-Capital Outlay-Structures Improvemen	\$	70,000	\$	22,665	32%
440-Capital Outlay-Equipment	\$	756,906	\$	906	0%
530-Other Financ Uses-Operating Trsf Out	\$	8,896,107	\$	-	0%
540-Intra Entity Reimbursement Out	\$	1,159,906	\$	32,159	3%
541-Intra Entity Reimbursement In	\$	(798,285)	\$	(1,374)	0%
TOTAL EXPENDITURES	\$	15,547,293	\$	3,277,555	21%



Revenues	Budget	Expended/Received	% Expended/Received
Property Tax	\$	2,020,449	\$ 2,509,278 124%
010-Licenses, Permits, & Franchises	\$	200	\$ - 0%
020-Fines, Forfeitures, & Penalties	\$	110	\$ (30) -27%
030-Revenue From Use of Money & Property	\$	2,854,332	\$ 2,182,406 76%
040-Intergovernmt Revenue-State	\$	15,000	\$ 7,451 50%
050-Intergovernmt Revenue-Federal	\$	1,759,599	\$ (72,021) *
070-Charges for Current Services	\$	33,700	\$ 22,594 67%
075-Charges for Current Services-Fee Ord	\$	1,771,910	\$ 1,096,403 62%
080-Other Revenue	\$	7,300	\$ 83,031 1137%
090-Other Financing Sources	\$	3,147,627	\$ 786,907 57%
REVENUES	\$	11,610,227	\$ 6,616,019



*Funds will be drawn down as grant funds become available and expenditures qualify for reimbursement.

Budget Report FY 22/23 - Apple Valley Airport

Tuesday, February 14, 2023

62% Percentage of the year

Appropriations	Budget	Expended/Received	% Expended/Received	Notes
* 200-Services & Supplies-General	\$ 1,685,803	\$ 808,078	48%	
* 241-Services & Supplies-Data Pro Fac Chg	\$ 30,200	\$ -	0%	
* 294-Services & Supplies-Travel Related	\$ 23,250	\$ 5,805	25%	
* 440-Capital Outlay-Equipment	\$ 650,000	\$ -	0%	
* 530-Other Financ Uses-Operating Trsf Out	\$ 8,896,107	\$ -	0%	
* 540-Intra Entity Reimbursement Out	\$ 798,285	\$ 1,549	0%	
* 541-Intra Entity Reimbursement In	\$ -	\$ -	0%	
** EXPENDITURES	\$ 12,083,645	\$ 815,432	7%	
Revenues	Budget	Expended/Received	% Expended/Received	
40008015 PROP TAXES-CURR SEC 1% TAX LVY	\$ 1,350,280	\$ 1,258,580	93%	
40008025 PROP TX CUR UNSEC 1% GEN TAX	\$ 59,500	\$ 76,808	129%	
40008035 PROP TX CUR UNITARY 1% LEVY	\$ 40,519	\$ -	0%	
40008115 PROP TX PRI SEC 1% GEN TAX LVY	\$ 50	\$ 284	0%	
40008125 PROP TX PRI UNSEC 1% GEN TAX	\$ 2,500	\$ 1,888	76%	
40008145 INT & PEN DELINQUENT TAXES	\$ 1,385	\$ 1,864	135%	
40008161 NEGOTIATED PASS-THRU	\$ 327,185	\$ 626,044	191%	
40008166 RESIDUAL BALANCE	\$ 175,000	\$ 423,789	242%	
40008172 STATUTORY PASS THRU	\$ 34,336	\$ 56,061	163%	
40008176 3% SUPPLEMENTAL ADMIN CHARGES	\$ -	\$ -	0%	
40008230 SUPP ROLL CURRENT	\$ 15,300	\$ 13,086	86%	
40008235 SUPP ROLL PRIOR	\$ 14,394	\$ 50,875	353%	
* 000-Taxes	\$ 2,020,449	\$ 2,509,278	124%	
40108365 WATER	\$ 200	\$ -	0%	
* 010-Licenses, Permits, & Franchises	\$ 200	\$ -	0%	
40208480 PENALTIES	\$ 10	\$ -	0%	
* 020-Fines, Forfeitures, & Penalties	\$ 10	\$ -	0%	
40308500 INTEREST	\$ 100,000	\$ -	0%	
40308525 RENTS & CONCESSIONS	\$ 120,000	\$ 172,087	143%	
* 030-Revenue From Use of Money & Property	\$ 220,000	\$ 172,087	78%	
40408800 GENERAL TAX LEVY HOMEOWNER EXM	\$ 15,000	\$ 7,451	50%	
* 040-Intergovmnt Revenue-State	\$ 15,000	\$ 7,451	50%	
40509094 FEDERAL - GRANTS	\$ 378,688	\$ -	0%	
* 050-Intergovmnt Revenue-Federal	\$ 378,688	\$ -	0%	
40709247 PTAF ADMIN CHARGES	\$ -	\$ -	0%	
40709800 OTHER SERVICES	\$ 5,000	\$ 6,702	134%	
* 070-Charges for Current Services	\$ 5,000	\$ 6,702	134%	
40758350 FEE ORD-OTHER PERMITS	\$ 500	\$ 7,769	1554%	
40758365 FEE ORD-WATER	\$ 2,000	\$ 94	5%	
40758480 FEE ORD-PENALTIES	\$ 100	\$ 240	0%	
40758525 FEE ORD-RENTS & CONCESSIONS	\$ 300,000	\$ 206,270	69%	
40759745 FEE ORD-FUEL FLOWAGE	\$ 10,000	\$ 7,979	80%	
40759750 FEE ORD-LANDING FEES	\$ 200	\$ 641	321%	
40759930 FEE ORD-OTHER SALES	\$ 500	\$ -	0%	
40759970 FEE ORD-OTHER	\$ 300	\$ 425	142%	
40759990 FEE ORD-TRUST TRANSACTIONS	\$ 500	\$ (255.00)	0%	Trust Transactions will not be recorded here
* 075-Charges for Current Services-Fee Ord	\$ 314,100	\$ 223,163.38	71%	
40808147 PRP TX SA LIQUIDATION OF ASSET	\$ -	\$ -	0%	
40809949 INSURANCE RECOVERIES	\$ -	\$ -	0%	
40809970 OTHER	\$ 400	\$ 63,060.80	15765%	
* 080-Other Revenue	\$ 600	\$ 63,061	10510%	
** REVENUES	\$ 2,954,047	\$ 2,981,742.14	101%	
*** NET	\$ 812,602	\$ (2,166,310)	-24%	

Budget Report FY 22/23 -ADMINISTRATION

Tuesday, February 14, 2023

62%

Percentage of the year

Appropriations	Budgets	Expended/Received	% Expended Received	Notes
* 200-Services & Supplies-General	\$ 1,559,262	\$ 918,280	59%	
* 241-Services & Supplies-Data Pro Fac Chg	\$ 47,683	\$ 2,354	5%	
52942940 PRIVATE MILEAGE NON-TAXABLE	\$ 500	\$ 104	21%	
52942941 CONF/TRNG/SEMINAR FEES	\$ 1,500	\$ 6,800	453%	
52942942 HOTEL - NON-TAXABLE	\$ 1,500	\$ 5,136	342%	
52942943 MEALS - NON-TAXABLE	\$ 350	\$ 201	57%	
52942944 CAR RENTAL - NON-TAXABLE	\$ 500	\$ 226	45%	
52942945 AIR TRAVEL	\$ 500	\$ 2,092	418%	
52942946 OTHER TRAVEL - NON-TAXABLE	\$ 250	\$ 926	371%	
52942948 MOTOR POOL DAILY RENTAL(ISF)	\$ 750	\$ 1,779	237%	
* 294-Services & Supplies-Travel Related	\$ 5,850	\$ 17,377	297%	
55405010 SALARIES & BENE TRANFERS OUT	\$ 145,922	\$ -	0%	
55405012 SERVS & SUPPLY TRANFERS OUT	\$ 140,699	\$ 6,675	5%	
* 540-Intra Entity Reimbursement Out	\$ 286,621	\$ 6,675	2%	
55415011 SALARIES & BENE TRANSFERS IN	\$ (734,770)	\$ (508)	0%	
55415013 SRVCS & SUPPLIES TRANSFERS IN	\$ (63,515)	\$ -	0%	
* 541-Intra Entity Reimbursement In	\$ (798,285)	\$ (508)	0%	
** EXPENDITURES	\$ 1,101,131	\$ 944,178.11	86%	
Revenue	Budgets	Expended/Received	% Expended Received	
40759930 FEE ORD-OTHER SALES	\$ -	\$ 3,500.00	0%	40509194 ARPA RECOVERY FUND 0% DISTRIBUTION- \$3,500
* 075-Charges for Current Services-Fee Ord	\$ -	\$ -	0%	
40809955 NSF CHECKS	\$ -	\$ -	0%	
40809978 CONSOLIDATED BANKING CLEARING	\$ -	\$ -	0%	
* 080-Other Revenue	\$ -	\$ 4,582	0%	
40909975 OP TRANSFERS IN	\$ 160,000.00	\$ -	0%	
40909980 SALE OF FIXED ASSETS	\$ -	\$ -	0%	
* 090-Other Financing Sources	\$ 160,000.00	\$ -	0%	
** REVENUES	\$ 160,000.00	\$ 8,082	0%	
*** NET	\$ 2,218,850.13	\$ 932,596.20	42%	

Budget Report FY 22/23 - BAKER

Tuesday, February 14, 2023

62% Percentage of the year

Appropriations	Budget	Expended/Received	% Expended/Received	Notes
52002130 NONINVENTORIABLE EQUIPMENT	\$ 500	\$ -	-	0%
52002135 SPECIAL DEPT EXPENSE	\$ 250	\$ -	-	0%
52002176 STREET MAINTENANCE	\$ 2,500	\$ -	-	0%
52002177 ROAD DESIGN & IMPROVEMENT PROJ	\$ 6,000	\$ -	-	0%
52002180 UTILITIES	\$ 500	\$ 94	94	19%
52002660 PENALTIES	\$ 5	\$ -	-	0%
52002855 GENERAL MAINTENANCE-EQUIPMENT	\$ 1,000	\$ -	-	0%
52002870 GEN MAINT-STRUCT,IMP & GROUNDS	\$ 8,000	\$ -	-	0%
52002875 SEPTAGE DUMP MAINTENANCE	\$ 100	\$ -	-	0%
52002895 RENTS & LEASES - EQUIPMENT	\$ 2,000	\$ -	-	0%
* 200-Services & Supplies-General	\$ 20,855	\$ 94	94	0%
** EXPENDITURES	\$ 20,855	\$ 94	94	0%
<hr/>				
Revenue	Budget	Expended/Received	% Expended/Received	Notes
40308525 RENTS & CONCESSIONS	\$ -	\$ -	-	0%
* 030-Revenue From Use of Money & Property	\$ -	\$ -	-	0% 050-Intergovernment -Revenue DOT Funding held in RSV
40758525 FEE ORD-RENTS & CONCESSIONS	\$ -	\$ -	-	0%
40759745 FEE ORD-FUEL FLOWAGE	\$ -	\$ -	-	0%
40759750 FEE ORD-LANDING FEES	\$ 20.00	\$ -	-	0%
40759970 FEE ORD-OTHER	\$ -	\$ -	-	0%
* 075-Charges for Current Services-Fee Ord	\$ 20.00	\$ -	-	0%
** REVENUES	\$ 20.00	\$ -	-	0%
*** NET	\$ 20,835.00	\$ 94	94	0%

Budget Report FY 22/23- CHINO

Tuesday, February 14, 2023

Appropriations	Budget	62%		Percentage of the year	Notes
		Expended/Received	% Expended Received		
* 100-Salaries & Benefits	\$	747,906 \$	312,996	42%	
* 200-Services & Supplies-General	\$	1,241,762 \$	1,093,002	88%	
52942940 PRIVATE MILEAGE NON-TAXABLE	\$	300 \$	-	0%	
52942941 CONF/TRNG/SEMINAR FEES	\$	3,000 \$	1,823	61%	
52942942 HOTEL - NON-TAXABLE	\$	1,500 \$	-	0%	
52942943 MEALS - NON-TAXABLE	\$	500 \$	-	0%	
52942944 CAR RENTAL - NON-TAXABLE	\$	1,000 \$	-	0%	
52942946 OTHER TRAVEL - NON-TAXABLE	\$	100 \$	-	0%	
52942948 MOTOR POOL DAILY RENTAL(ISF)	\$	3,500 \$	671	19%	
* 294-Services & Supplies-Travel Related	\$	11,400 \$	4,569	40%	Travel Card Clearing 52942901 \$2075.12
* 430-Capital Outlay-Structures Improvemen	\$	70,000 \$	18,015	26%	
54404040 EQUIPMENT	\$	20,000 \$	-	0%	
* 440-Capital Outlay-Equipment	\$	20,000 \$	-	0%	
55405012 SERVS & SUPPLY TRANFERS OUT	\$	75,000 \$	17,411	23%	
* 540-Intra Entity Reimbursement Out	\$	75,000 \$	17,411	23%	
** EXPENDITURES	\$	2,166,068 \$	1,445,993	67%	
Revenue	Budget	Expended/Received		% Expended Received	
40108365 WATER	\$	- \$	-	0%	
40108370 ELECTRICITY	\$	- \$	-	0%	
* 010-Licenses, Permits, & Franchises	\$	- \$	-	0%	
40208480 PENALTIES	\$	100 \$	30	0%	
* 020-Fines, Forfeitures, & Penalties	\$	100 \$	30	0%	
40308525 RENTS & CONCESSIONS	\$	2,593,732 \$	1,932,715	75%	
* 030-Revenue From Use of Money & Property	\$	2,593,732 \$	1,992,715	75%	
40509094 FEDERAL - GRANTS	\$	613,407 \$	68,021	11%	
* 050-Intergovernmt Revenue-Federal	\$	613,407 \$	(62,521)	-10%	40509194 ARPA RECOVERY FUND DISTRIBUTION \$5,500
40709680 PERMIT & INSPECTION FEES	\$	- \$	-	0%	
40709745 FUEL FLOWAGE	\$	3,000 \$	-	0%	
40709750 LANDING FEES	\$	- \$	-	0%	
40709800 OTHER SERVICES	\$	25,000 \$	15,892	64%	
* 070-Charges for Current Services	\$	28,000 \$	15,892	57%	
40758315 FEE ORD-BUSINESS LICENSES	\$	2,000 \$	9,750	488%	
40758350 FEE ORD-OTHER PERMITS	\$	5,000 \$	15,082	302%	
40758365 FEE ORD-WATER	\$	10,000 \$	1,014	10%	
40758480 FEE ORD-PENALTIES	\$	1,000 \$	1,041	104%	
40758525 FEE ORD-RENTS & CONCESSIONS	\$	1,300,000 \$	722,922	56%	
40758530 FEE ORD-RNT/CON VND	\$	50 \$	-	0%	
40759680 FEE ORD-PERMIT & INSPECTION FEES	\$	3,000 \$	-	0%	
40759745 FEE ORD-FUEL FLOWAGE	\$	80,000 \$	59,057	74%	
40759750 FEE ORD-LANDING FEES	\$	5,000 \$	15,992	320%	
40759930 FEE ORD-OTHER SALES	\$	1,000 \$	-	0%	
40759970 FEE ORD-OTHER	\$	1,000 \$	2,800	280%	
40759990 FEE ORD-TRUST TRANSACTIONS	\$	- \$	120	0%	
* 075-Charges for Current Services-Fee Ord	\$	1,408,050 \$	827,778	59%	
40809970 OTHER	\$	1,000 \$	22,958	2296%	
40809990 TRUST TRANSACTIONS	\$	- \$	-	0%	
* 080-Other Revenue	\$	5,000 \$	22,958	459%	
40909975 OP TRANSFERS IN	\$	- \$	-	0%	
* 090-Other Financing Sources	\$	- \$	-	0%	
** REVENUES	\$	4,648,289 \$	2,736,851	59%	
*** NET	\$	(2,482,221) \$	(1,290,858)	52%	

Budget Report FY 22/23 - DAG

Tuesday, February 14, 2023

62% Percentage of the year

Appropriations	Budget	Expended/Received	% Expended/Received	Notes
* 200-Services & Supplies-General	\$ 155,957	\$ 172,209	110%	
52942940 PRIVATE MILEAGE NON-TAXABLE	\$ 300	\$ -	0%	
52942941 CONF/TRNG/SEMINAR FEES	\$ 600	\$ -	0%	
52942943 MEALS - NON-TAXABLE	\$ 250	\$ -	0%	
52942948 MOTOR POOL DAILY RENTAL(ISF)	\$ 1,000	\$ 434	43%	
* 294-Services & Supplies-Travel Related	\$ 2,150	\$ 434	20%	
54404040 EQUIPMENT	\$ 826	\$ 826	0%	
* 440-Capital Outlay-Equipment	\$ 826	\$ 826	0%	
** EXPENDITURES	\$ 158,933	\$ 184,598	116%	Includes 55405012
Revenue				
	Budget	Expended/Received	% Expended Received	Notes
40308525 RENTS & CONCESSIONS	\$ 15,000	\$ 29,616	0%	
* 030-Revenue From Use of Money & Property	\$ 15,000	\$ 29,616	0%	
40509094 FEDERAL - GRANTS	\$ 295,504	\$ 3,000	1%	40509194 ARPA RECOVERY FUND DISTRIBUTION
* 050-Intergovernmt Revenue-Federal	\$ 295,504	\$ 3,000	1%	050-Intergovernment -Revenue DOT Funding held in RSV
40709745 FUEL FLOWAGE	\$ 200	\$ -	0%	
* 070-Charges for Current Services	\$ 200	\$ -	0%	
40758350 FEE ORD-OTHER PERMITS	\$ 250	\$ -	0%	
40758365 FEE ORD-WATER	\$ -	\$ 2,421	0%	
40759745 FEE ORD-FUEL FLOWAGE	\$ 10,000	\$ 8,262	83%	
40759970 FEE ORD-OTHER	\$ 5,000	\$ -	0%	
* 075-Charges for Current Services-Fee Ord	\$ 15,250	\$ 10,684	70%	
40909975 OP TRANSFERS IN	\$ -	\$ -	0%	
* 090-Other Financing Sources	\$ -	\$ -	0%	
** REVENUES	\$ 325,954	\$ 52,103	16%	includes 080
*** NET	\$ 129,617	\$ 336,539	260%	

Budget Report FY 22/23 - EED

Tuesday, February 14, 2023

Appropriations	Budget	62%		Percentage of the year	Notes
		Expended/Received	% Expended/Received	% Expended/Received	
52002120 SMALL TOOLS & INSTRUMENTS	\$ 800	\$ -		0%	
52002135 SPECIAL DEPT EXPENSE	\$ 6,000	\$ 5,024		84%	
52002176 STREET MAINTENANCE	\$ 10,000	\$ -		0%	
52002177 ROAD DESIGN & IMPROVEMENT PROJ	\$ 5,000	\$ -		0%	
52002180 UTILITIES	\$ 250	\$ 1,237		495%	
52002305 GENERAL OFFICE EXPENSE	\$ 100	\$ 209		209%	
52002323 COURIER & PRINTING (ISF ONLY)	\$ 200	\$ -		0%	
52002400 PROF & SPECIALIZED SERVICES	\$ 6,425	\$ 9,408		146%	
52002419 REAL ESTATE SERVICES -SVC CHGS	\$ 1,500	\$ -		0%	
52002441 EXTERMINATOR	\$ 250	\$ -		0%	
52002445 OTHER PROFESSIONAL & SPEC SVCS	\$ 11,930	\$ 17,601		148%	
52002835 GENERAL HOUSEHOLD EXPENSES	\$ 350	\$ -		0%	
52002855 GENERAL MAINTENANCE-EQUIPMENT	\$ 500	\$ -		0%	
52002860 AUTOMOTIVE REPAIRS & MAINT	\$ 100	\$ -		0%	
52002870 GEN MAINT-STRUCT,IMP & GROUNDS	\$ 10,000	\$ 9,948		99%	
52002895 RENTS & LEASES - EQUIPMENT	\$ 4,000	\$ -		0%	
52002953 FUEL	\$ 1,000	\$ -		0%	
* 200-Services & Supplies-General	\$ 58,955	\$ 44,646		76%	52002075 memberships & 5200244 security included
52942940 PRIVATE MILEAGE NON-TAXABLE	\$ 1,000	\$ -		0%	
52942942 HOTEL - NON-TAXABLE	\$ 1,500	\$ -		0%	
52942943 MEALS - NON-TAXABLE	\$ 750	\$ -		0%	
* 294-Services & Supplies-Travel Related	\$ 3,250	\$ -		0%	
** EXPENDITURES	\$ 62,205	\$ 50,521		81%	includes 54304030 Stuct & Improv to Struc
Appropriations					
40308525 RENTS & CONCESSIONS	\$ 5,000	\$ 3,895		78%	
* 030-Revenue From Use of Money & Property	\$ 5,000	\$ 3,895		78%	
40509094 FEDERAL - GRANTS	\$ 170,000	\$ (20,000)		-12%	050-Intergovernment -Revenue DOT
* 050-Intergovernmt Revenue-Federal	\$ 170,000	\$ (20,000)		-12%	Funding held in RSV
40758365 FEE ORD-WATER	\$ 550	\$ 94		17%	
40758525 FEE ORD-RENTS & CONCESSIONS	\$ 1,000	\$ 1,325		133%	
40759745 FEE ORD-FUEL FLOWAGE	\$ 1,000	\$ 1,428		143%	
40759970 FEE ORD-OTHER	\$ 20	\$ 94		470%	
* 075-Charges for Current Services-Fee Ord	\$ 2,570	\$ 2,941		114%	
40909975 OP TRANSFERS IN	\$ -	\$ -		0%	
* 090-Other Financing Sources	\$ -	\$ -		0%	
** REVENUES	\$ 177,570	\$ (13,164)		-7%	
*** NET	\$ (115,365)	\$ 63,685		-55%	

Budget Report FY 22/23 - TNP

Tuesday, February 14, 2023

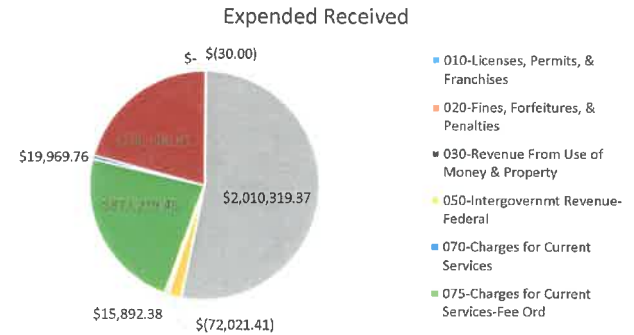
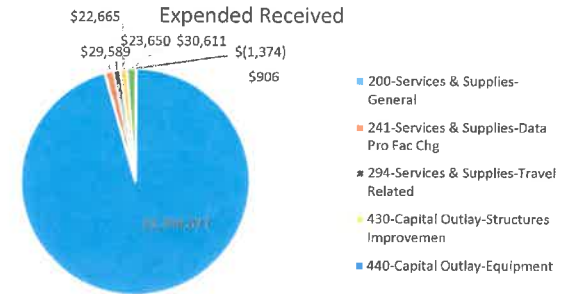
Appropriation	Budget	62%		Percentage of the year	Notes
		Expended/Received	% Expended/Received		
* 200-Services & Supplies-General	\$ 144,417	\$ 81,269			56%
52942940 PRIVATE MILEAGE NON-TAXABLE	\$ 300	\$ -			0%
52942942 HOTEL - NON-TAXABLE	\$ 500	\$ -			0%
52942943 MEALS - NON-TAXABLE	\$ 200	\$ -			0%
* 294-Services & Supplies-Travel Related	\$ 1,000	\$ -			0%
54404040 EQUIPMENT	\$ 5,000	\$ -			0%
* 440-Capital Outlay-Equipment	\$ 5,000				0%
** EXPENDITURES	\$ 150,417	\$ 81,269			54%
<hr/>					
Appropriation	Budget	Expended/Received	% Expended/Received	Notes	
40208480 PENALTIES	\$ -	\$ -			0%
* 020-Fines, Forfeitures, & Penalties	\$ -	\$ -			0%
40308525 RENTS & CONCESSIONS	\$ 600	\$ -			0%
* 030-Revenue From Use of Money & Property	\$ 600	\$ -			0%
40509094 FEDERAL - GRANTS	\$ 302,000	\$ -			0%
					050-Intergovernment -Revenue DOT Funding held in
* 050-Intergovernmt Revenue-Federal	\$ 302,000	\$ -			0% RSV
40709745 FUEL FLOWAGE	\$ 500	\$ -			0%
40709800 OTHER SERVICES	\$ -	\$ -			0%
* 070-Charges for Current Services	\$ 500	\$ -			0%
40758365 FEE ORD-WATER	\$ 100	\$ -			0%
40758480 FEE ORD-PENALTIES	\$ 20	\$ -			0%
40758525 FEE ORD-RENTS & CONCESSIONS	\$ 8,500	\$ 7,348			86%
40759745 FEE ORD-FUEL FLOWAGE	\$ 20,000	\$ 23,567			118%
40759750 FEE ORD-LANDING FEES	\$ 200	\$ 81			41%
40759930 FEE ORD-OTHER SALES	\$ 3,000	\$ 60			2%
40759970 FEE ORD-OTHER	\$ 50	\$ -			0%
40759990 FEE ORD-TRUST TRANSACTIONS	\$ 50	\$ -			0%
* 075-Charges for Current Services-Fee Ord	\$ 31,920	\$ 31,056			97%
40809930 OTHER SALES	\$ 200	\$ 59			0%
40809970 OTHER	\$ 1,500	\$ 27			0%
40809990 TRUST TRANSACTIONS	\$ -	\$ -			0%
* 080-Other Revenue	\$ 1,700	\$ 85			5%
** REVENUES	\$ 336,720	\$ 31,141			9%
*** NET	\$ (186,303)	\$ 50,127			-27%

Budget Report FY 22/23 - SUMMARY 631 (ADM, BKR, CNO, DAG, EED, TNP)

Tuesday, February 14, 2023

Appropriations	Budget	62%		Percentage of the year % Expended/Received
		Expended	Received	
200-Services & Supplies-General	\$ 3,652,072	\$ 2,356,077		65%
241-Services & Supplies-Data Pro Fac Chg	\$ 47,683	\$ 29,589		62%
294-Services & Supplies-Travel Related	\$ 23,650	\$ 23,650		100%
430-Capital Outlay-Structures Improvemen	\$ 70,000	\$ 22,665		32%
440-Capital Outlay-Equipment	\$ 106,906	\$ 906		1%
540-Intra Entity Reimbursement Out	\$ 361,621	\$ 30,611		8%
541-Intra Entity Reimbursement In	\$ (798,285)	\$ (1,374)		0%
EXPENDITURES	\$ 3,463,648	\$ 2,462,124		71%

Revenue	Budget	62%		Percentage of the year % Expended/Received
		Expended	Received	
010-Licenses, Permits, & Franchises	\$ -	\$ -		0%
020-Fines, Forfeitures, & Penalties	\$ 100.00	\$ (30.00)		-30%
030-Revenue From Use of Money & Property	\$ 2,634,332.00	\$ 2,010,319.37		76%
050-Intergovernmt Revenue-Federal	\$ 1,380,911.00	\$ (72,021.41)		-5%
070-Charges for Current Services	\$ 28,700.00	\$ 15,892.38		55%
075-Charges for Current Services-Fee Ord	\$ 1,457,810.00	\$ 873,239.45		60%
080-Other Revenue	\$ 6,700.00	\$ 19,969.76		155%
090-Other Financing Sources	\$ 3,147,627.00	\$ 786,906.81		25%
REVENUES	\$ 8,696,180.00	\$ 3,634,276.36		42%





Interoffice Memo

DATE: February 16, 2023

PHONE: 387-8810

A handwritten signature in blue ink that reads "Maureen A. Snelgrove".

FROM: MAUREEN A. SNELGROVE, Assistant Director
Department of Airports

TO: JAMES E. JENKINS, Director
Department of Airports

SUBJECT: MONTHLY REPORT

ADMIN

- 1/26/23 – Staff level FAA RSAT meeting.
- 1/30/23 – Quarterly meeting with FAA Local Office.
- 1/31/23 – Apple Valley Airport Manager, Greg Zarco's first day.

CHINO

- 1/23 – Dome 4 Building A-435 remediation and clean-up planning is underway.
- B-310 Remediation and clean-up scheduled for week of 2/20/23.
- 1/27/23 – Job Walk on Kimball Avenue for Edison pole realignment.
- 2/6/23 – Attended Merrill Avenue Closure meeting at Murow Construction with Stakeholder Tenants. The closure was implemented on Friday, 2/10/23.

DESERT AIRPORTS

- TNP – 2/13/23
- DAG –Nose Dock and ancillary buildings remediation and clean-up planning is underway.
- EED – Ongoing maintenance.

APPLE VALLEY

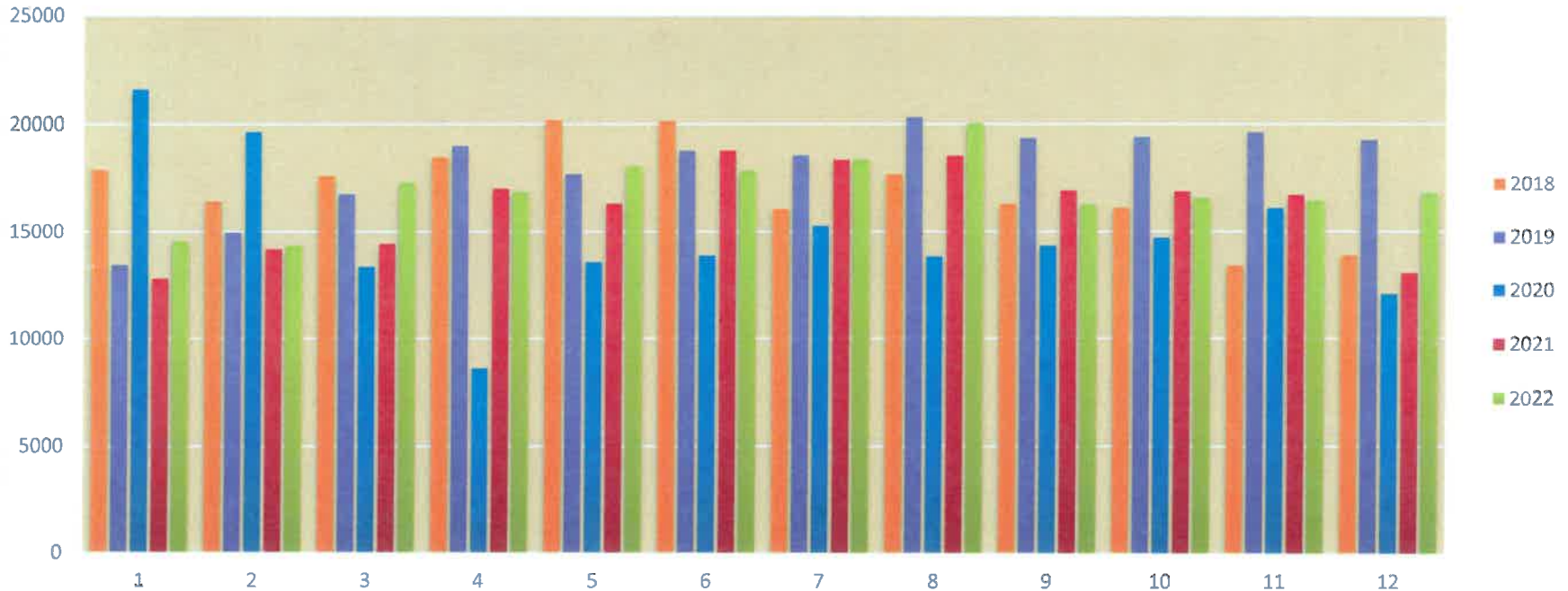
- 2/14/23 – Mr. Mangold's display updated to include wall hanging.

CHINO AIRPORT OPERATIONS

Month	2018	2019	2020	2021	2022
January	17892	13452	21607	12811	14589
February	16439	14957	19644	14178	14373
March	17611	16760	13354	14437	17304
April	18493	19014	8606	17029	16869
May	20200	17680	13571	16325	18078
June	20163	18774	13881	18796	17855
July	16071	18565	15261	18367	18381
August	17683	20322	13840	18555	20043
September	16313	19351	14344	16939	16285
October	16123	19405	14716	16891	16582
November	13413	19629	16104	16724	16466
December	13880	19272	12063	13049	16820
Total	204,281	217,181	176,991	194,101	203,645
Total Audited by TAF	215,768	202,291	192,414	190,604	201,378

Current Year Monthly Breakdown

Itinerant	Local	AC	AT	GA	MI	Civil	Mil	IFR
4325	10264	0	7	4,254	64	10,136	128	937
5017	9356	3	44	4,833	137	9,265	91	859
5757	11547	10	43	5,507	197	11,409	138	1051
5334	11535	16	35	5,138	145	11,446	89	1,050
6212	11866	9	36	5,997	170	11,818	48	1,170
5842	12013	23	51	5,599	169	11,918	95	1,106
5908	12473	2	39	5,750	117	12,432	41	949
6316	13727	0	52	6,126	138	13,606	121	1,103
5013	11272	0	33	4,846	134	11,111	161	873
5487	11095	7	39	5,339	102	11,030	65	1,020
5230	11236	2	40	5,057	131	11,178	58	871
4852	11968	5	40	4,736	71	11,898	70	836
60,441	126,384	77	459	63182	1575	137247	1105	11825



TAF (Terminal Area Forecast)